

The logo for UWATEC features a white, stylized wave-like line above the brand name. The letters 'UWATEC' are rendered in a bold, white, sans-serif font.

Bedienungsanleitung

User manual

Manuel d'utilisation

Manuale d'uso

Instrucciones para el uso

Handleiding

*Digital 330m*

D

E

F

I

Esp

NL

Logbuch  
Logbook  
Carnet de plongée  
Logbook  
Diario de inmersiones  
Logboek




Einschalten  
Switching on  
Activation  
Accensione  
Encendido  
Inschakelen

## UWATEC Digital 330m - English

### Table of contents:

1	Introduction . . . . .	21
2	Remarks about safety . . . . .	22
3	Diving with the Digital 330m . . . . .	23
3.1	Switching on the device . . . . .	23
3.2	Current depth . . . . .	24
3.3	Maximum depth . . . . .	24
3.4	Dive time. . . . .	25
3.5	Temperature and average depth . . . . .	26
3.6	Ascent speed. . . . .	26
3.7	Diving in mountain lakes . . . . .	27

4	Surface functions . . . . .	28
4.1	Surface mode . . . . .	28
4.2	Logbook . . . . .	29
4.3	Low battery warning . . . . .	30
5	Appendix . . . . .	30
5.1	Maintenance and care of the Digital 330m . . . . .	30
5.2	Technical specifications . . . . .	31
6	Warranty. . . . .	32

 Digital 330m dive instrument is a personal protective equipment in compliance with the essential safety requirements of the European Union directive 89/686/EEC. RINA SpA, Via Corsica 12, I-16128 Genoa, notified body no. 0474, have certified the conformity with the European Standard EN 13319:2000. EN13319:2000 Diving accessories - Depth gauges and combined depth and time measuring devices - Functional and safety requirements, test methods.

## 1 Introduction

Digital 330m is an electronic depth gauge rated to 330m/1084ft. It offers accurate information for carrying out dives with the use of dive tables. With features such as continuously updated average depth and ascent speed display, it was designed with the technical diver in mind. The Digital 330m is manufactured with state of the art electronic components and is tested with highly sophisticated equipment.

The Digital 330m displays the following information during the dive:

- current dive depth
- maximum depth
- dive time
- temperature
- average depth (continuously updated)
- ascent speed and too fast ascent warning

On the surface, the Digital 330m shows the surface interval up to 24 hours and has a logbook function showing the last 19 dives.

## 2 Remarks about safety



The Digital 330m is a valuable companion for safe diving as long as you observe the following:

- the Digital 330m does neither replace diver training nor replace a diving partner;
- the Digital 330m does not calculate any decompression data. However, it provides accurate information for the calculation of decompression procedures using dive tables. A profound knowledge of these tables is absolutely necessary;
- during the dive, check the information displayed by the Digital 330m and compare it to your dive plan;
- read this operating manual carefully and completely.

### 3 Diving with the Digital 330m

#### 3.1 Switching on the device

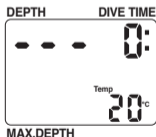
Automatically:

upon submerging in water

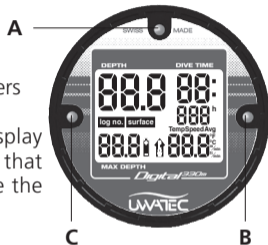
Manually:

by touching contacts **A** and **B** with moistened fingers

After switching on, all the segments in the display light up for 5 seconds (diagnostic mode): ensure that all segments are lighting up correctly. Do not use the Digital 330m if some segments do not light up.




Ready mode



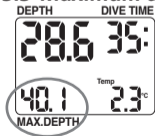
After the 5 seconds in diagnostic mode, the Digital 330m switches into ready mode. After 3 minutes without operation from the ready mode, the Digital 330m turns off to preserve battery energy.

### 3.2 Current depth



The current depth is displayed in the upper left corner of the screen, in either meters or feet. The depth measurement is calibrated for fresh water according to international standards. Therefore when diving in salt water, the Digital 330m will show a depth slightly greater than actual (2-3% higher). Note that when imperial units are chosen, depths deeper than 999 ft are shown without the leading "1".

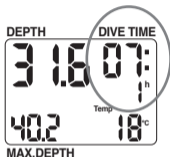
### 3.3 Maximum depth



Maximum depth is displayed in the lower left corner of the screen.



### 3.4 Dive time



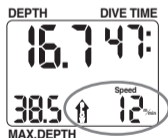
In the upper right corner of the screen, the Digital 330m indicates the time the diver has spent below a depth of 1.2 m/4 ft. The dive time is indicated in hours and minutes, up to 999 hours and 59 minutes. After 1000 hours, the display of the dive time starts again from 0. The colon to the right of the minutes flashes when the clock is running. If a diver surfaces briefly during a dive for orientation purposes, the dive time continues to run including the time spent on the surface. If the surface interval is longer than 5 minutes, the dive is closed and entered into the logbook. Upon submerging in these conditions, the dive time would start again from zero.

### 3.5 Temperature and average depth



In the lower right corner of the screen, the Digital 330m alternates the display of the water temperature and the average depth. Each value is displayed for 4 seconds at the time. The average depth is continuously updated throughout the dive, and represents the mean value of the depth since the beginning of the dive.

### 3.6 Ascent speed



During an ascent, the ascent speed is displayed in the lower right corner instead of the temperature and average depth. The ascent speed is displayed in meters per minute or feet per minute. As soon as the Digital 330m does not detect an ascent anymore, temperature and average depth information appear again. In addition, Digital 330m displays an arrow when it detects a higher than ideal ascent speed. The latter varies with depth as shown in the table.

depth (m)	<6	<12	<18	<23	<27	<31	<35	<39	<44	<50	>50
speed (m/min)	7	8	9	10	11	13	15	17	18	19	20
depth (ft)	<20	<40	<60	<75	<88	<101	<115	<128	<144	<164	>164
speed (ft/min)	23	26	29	33	36	43	49	56	59	62	66

### 3.7 Diving in mountain lakes

The Digital 330m has an unlimited altitude range. Whereas mechanical depth gauges are dependent on atmospheric pressure and become less accurate with altitude, the Digital 330m accounts for variations in atmospheric pressure and maintains its accuracy throughout.

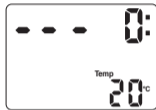


You need special diving tables for dives at altitude higher than 1000 m/3,000 ft!

## 4 Surface functions

### 4.1 Surface mode


E



At a depth of 1.2 m/4 ft or less, the display shows "---". Upon completion of a dive, this is displayed for 5 minutes after which the Digital330m switches into surface mode. In this mode, the Digital330m shows SURFACE and the surface interval on the screen. The surface interval will be indicated until it has reached 24 hours or until another dive is performed. In surface mode, the Digital330m indicates air temperature.

After 3 minutes without operation, the Digital330m switches off to preserve battery energy. However, the surface interval keeps running in the background.

## 4.2 Logbook

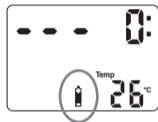


Upon touching contacts **A** and **C** with moistened fingers during surface mode, the Digital 330m enters the logbook mode. The Digital 330m stores the relevant data for the most recent 19 dives. A dive is only entered into the logbook if it was deeper than 1.2 m/4 ft and longer than 2 minutes.

In logbook mode, the display shows "log no.", the dive number, dive time, maximum depth, and alternating temperature and average depth as indicated in the figure. The logbook starts from the most recent dive (no 1) and for each subsequent contact of **A** and **C** scrolls through the next dive in sequence. Keeping your fingers on contacts **A** and **C** will call up all dives in sequence. After the 19th dive, dive number 1 is shown again.

To exit the logbook mode, touch contacts **A** and **B**. The logbook mode is exited also after 3 minutes without operation.

### 4.3 Low battery warning



During the start-up phase, the Digital 330m verifies the status of the battery. If the remaining battery charge is 10% or less of the initial charge, the battery symbol will appear on the display for 10 seconds. In this case, the unit must be replaced immediately.

## 5 Appendix

### 5.1 Maintenance and care of the Digital 330m

The Digital 330m is an extremely robust instrument requiring little maintenance. Simply rinse the Digital 330m with fresh water after each dive and store in a dry and protected place away from direct sunlight. Sun, extreme heat or cold will damage the instrument. Do not leave it in the trunk of the car, for example. Also, do not store the Digital 330m in a wet bag.

## 5.2 Technical specifications

Altitude range:	unlimited
Depth range:	0-330 m (0-1080 ft)
Depth display resolution:	up to 99.9m: 0.1 m, >99.9m: 1 m, the resolution in feet is always 1 foot
Depth accuracy:	0.1% $\pm$ 0.1 m ( $\pm$ 0,4 ft)
Time measurement:	quartz clock, maximum displayed time 999 hours 59 minutes.
Temperature display resolution:	1 °C (1 °F)
Temperature accuracy:	$\pm$ 1 °C ( $\pm$ 2 °F)
Operating temperature range:	-10°C to +50°C (14°F to 122°F)
Battery life:	

Dives per year	50	100	200
Battery life	13 years	12 years	10 years

## 6 Warranty

Warranty conditions for the Digital 330m are as follows:

- damage and defects in the instrument which can be shown to be manufacturing defects will be eliminated free of charge during the first 24 months after delivery to the end user;
- the warranty period is not extended as a result of any work carried out under warranty;
- to obtain warranty service, the device must be sent to an authorized SCUBAPRO UWATEC dealer, together with proof of purchase and date of purchase;
- the warranty becomes null and void if the damage is caused by external agents or accidents or if there has been intervention by unauthorized persons;
- pressure chamber tests must be carried out only in water. If the Digital 330m is subjected to pressure under dry conditions, the warranty becomes null and void.



Your Uwatec dive instrument is manufactured with high-quality components, which can be recycled and reused. Customers living in the European Union can contribute to the protection of environment and health, by returning old products to an appropriate collection point in your neighborhood according to EU Directive 2002/96/EC. Products marked with the recycling symbol to the left must not be placed in the normal household waste.





PN 06.202.439



[scubapro-uwatec.com](http://scubapro-uwatec.com)

3.07

UWATEC AG, Riedstrasse 368  
CH-5705 Hallwil, Switzerland